




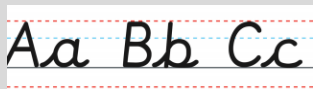
Year 1 Term 3 Week 3	Monday 01.02.21	Tuesday 02.02.21	Wednesday 03.02.21	Thursday 04.02.21	Friday 05.02.21
Phonics: www.phonicsplay.co.uk username: jan21 password: home Read every day either on your own or with someone else. Listen to stories read by others including audiobooks. Remember to access Oxford Owl online for more books.	<u>Real or alien?</u> Look at these words. They contain the digraphs we looked at last week. Read them to a grown up. Make a list of them in your books and sort them into real or alien. <div> <div><u>Real</u></div> <div><u>Alien</u></div> </div> venue stir rescue found glue shawl splue yawn statue glawn skirl prawn twirth tawn thirteen glound birth skirl skirt cloud proud sproud	<u>Dictated sentences</u> Ask your grown up to read these captions or sentences out to you. <ul style="list-style-type: none"> They will read the sentence slowly and repeat it lots of times, like we do in school. Remember a capital letter, finger spaces and a full stop. Choose Phase 2, Phase 3 or Phase 5. Phase 2: <ul style="list-style-type: none"> A pin on a mat. A dog on a rug. Pat the cat. Phase 3: <ul style="list-style-type: none"> I am in a rush to get to the shop. The cash is in the shop. I got a shell and a fish. Phase 5: <ul style="list-style-type: none"> You will need a shawl to help you stay warm. He has a sharp claw on his paw. It may hurt your jaw when you yawn. 	<u>Rhyming words</u> <ul style="list-style-type: none"> Look at the words on the rhyming strips. On each strip there is an odd one out. Can you spot which is the odd one out? <div> <div>jug </div> <div>cat </div> </div> Extension: Can you write a sentence with some of these words in?	<u>Pyramid spelling</u> Choose Phase 3 or Phase 5 words. Have a look at these Phase 4 tricky words. <ul style="list-style-type: none"> Can you read them? Can you practise writing each word like a pyramid below? <div> s s o s o m s o m e </div> Phase 3 words said have like so do one Phase 5: asked called looked people their (you might need help with this one) Extension: Can you write these words in a sentence?	<u>Sound buttons</u> Choose Phase 3 or Phase 5 words. Ask an adult to read you these words. Sound them out carefully and then write them down. Can you add your sound buttons? Phase 3 words shop shell such rush cash Phase 5: claw law prawn yawn crawl Extension: Can you write a sentence with these words in?

Writing:

For this week our English is based on the book **'The Emperor's Egg'** by Martin Jenkins.



- Remember to use finger spaces between your words.
- Try and remember a capital letter at the start of the sentence and a full stop at the end.
- Use the sound mats to help you sound out words.
- Try to join ideas with 'and' or 'but' or 'because'.
- Take care with your cursive handwriting – remember your 'whoosh'.



Wizard Writing – Writing Instructions

Today we are going to try a piece of **Wizard Writing**.

- Find the piece in your work pack with the picture below.

I.O. I can write instructions


- Can you make a sandwich for your hero or heroine?
- How many instructions for them to make the sandwich?
- Remember to start with a capital letter at the start, and use full stops.
- Remember to number your instructions 1, 2, 3 etc.




- Remember when we do Wizard Writing at school we have a go on our own.
- Try and think of your own words and sentences and sound them out on your own.
- Remember your bossy word starts.
- Can you join your sentences with 'and' or 'but'?
- After you have written it, talk through what you have written with a grown up.

Send me a copy when you are done, I would love to read it!

Recall facts



- Our book for this week is The Emperor's Egg. You can listen to it here:
- <https://www.youtube.com/watch?v=oabZi4GPpFs>
- Or check the resources for the PDF version if you would prefer to read it.



- Think about the story. Can you write down 3 new facts that you have learnt from the book?

Vocabulary


- Think about these words from the story.

**flippers
hatch
horizon
miserable
slippery
waddled**

- Do you know what each of these words mean? If not talk about them with a grown.
- Can you think of a sentence with each of these words?
- Try writing them down. Maybe you could take it in turns with your grown up.
- E.g. The road was so slippery I fell over.

Extension: Can you join your sentences with


What would you miss?



- In the story the Daddy penguin has to stay still and guard the egg for TWO whole months! That is such a long time isn't it.
- What would you miss if you couldn't do anything for 2 months?
- A little bit like lockdown I guess. Talk to your grown and write down or draw some things you would miss if you couldn't move for two months.

Life cycle of a penguin

- In the story we wait for the egg to hatch. Today I would like you to think about the life cycle of a penguin.
- Take a look at the PowerPoint. You will need your grown up to read it with you.



- Can you recreate the life cycle? You can draw or write and make it as simple or complicated as you like.

Emperor Penguin Life Cycle



Some of the Maths will be from White Rose Maths Hub <https://whiterosemaths.com/homelearning/> They have daily lessons that include a 5 minute video and accompanying questions. We have purchased a school subscription for you all to continue accessing the resources which we are downloading and posting on our website. You could print the questions out or just answer them verbally/ use your exercise books or scrap paper for any jottings/working out. If you have the technology to access this website please do.

If you would like to look at some maths songs, please go to:

<https://www.bbc.co.uk/teach/super-movers/ks1-maths-collection/z6v4scw>

Times tables tests on Monday, Tuesday and Thursday please.

Times tables test first and send me a message with your score please.

Subtraction counting back (crossing 10)

Subtraction counting back (crossing 10)



- <https://whiterosemaths.com/homelearning/year-1/spring-week-3/>
- Watch the video and try answering the questions on the worksheet.

Subtraction - crossing 10 (2)

- Jack has 11 apples.
Mo has 5 apples.

Jack 11
Mo 5

How many more apples does Jack have than Mo?
Which number sentence answers the question?
 $11 + 5 = 16$ $11 - 5 = 6$

Times tables test first and send me a message with your score please.

Subtraction crossing 10

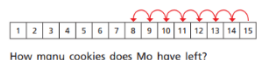
Subtraction crossing 10 (1)



- <https://whiterosemaths.com/homelearning/year-1/spring-week-4-number-addition-and-subtraction-within-20/>
- Watch the video and try answering the questions on the worksheet.

Subtraction - crossing 10 (counting back)

- There are 15 cookies in a jar.
Mo eats 7 cookies.
He counts back 7 from 15



Related facts

Related facts



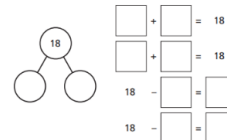
- <https://whiterosemaths.com/homelearning/year-1/spring-week-4-number-addition-and-subtraction-within-20/>
- Watch the video and try answering the questions on the worksheet.

Related facts

- Look at the picture.



Complete the part-whole model and fact family.



Times tables test first and send me a message with your score please.

Compare number sentences

Compare number sentences



- <https://whiterosemaths.com/homelearning/year-1/spring-week-4-number-addition-and-subtraction-within-20/>
- Watch the video and try answering the questions on the worksheet.

Compare number sentences

- Draw counters on ten frames to show each addition.

a) $9 + 3$ b) $6 + 7$ c) $11 + 2$

d) Write the missing phrase.

less than greater than equal to

$9 + 3$ is _____ $6 + 7$

$11 + 2$ is _____ $9 + 3$

$6 + 7$ is _____ $11 + 2$

Measurements

Why not start with a flashback 4? I have saved lots of them in the resources.



- Today I am going to give you 2 activities. You can choose either of do both.



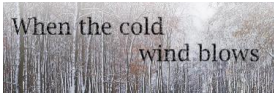






Activity 1:

- Look carefully at your ruler. See how long it is. I would like you to make some predictions.
- Can you think of an object that you will be 5cm, 10cm, 15cm, 20cm and

					<p>30cm?</p> <ul style="list-style-type: none">• Measure it and check. Was your prediction close? <p>Activity 2:</p> <ul style="list-style-type: none">• I want you to try to measure accurately. I am going to give you some measurements and I would like you to draw lines. Make sure you start on 0cm and not at the start of the ruler.• Can you draw lines that are: 6cm, 12cm, 15cm, 22cm, 28cm and 30cm.
--	--	--	--	--	--

Wider Curriculum: This week is **Children's Mental Health Week.**

This seems more important now than ever so this week the activities are focused around PSHE and our wellbeing.

Music	PSHE	PSHE	PSHE	PSHE	Art/DT
<p>Some new music ideas from Mrs Clarke.</p> <ul style="list-style-type: none"> If we were in school, we would now be looking at a song called 'When the cold wind blows.'  <ul style="list-style-type: none"> You can listen to this song and read the words here: https://www.bbc.co.uk/teach/bring-the-noise/when-the-cold-wind-blows-song/zkw3f4j Talk about the song with a grown up. What instruments can you hear? Can you listen out for short sounds and long sounds? High notes and low notes etc. Can you tap out the rhythm? Can you learn to sing this song? Can you make up any actions to accompany it? We would love it if you could record yourself performing it. 	<p><u>I am an amazing person</u></p> <ul style="list-style-type: none"> I think you are all pretty amazing. You have proved that with how fantastic you are dealing with lockdown and home schooling. You are all amazing in your own special ways. Today I would like you to think about why you are amazing. Have a look at the example attached with the balloons. Can you make a similar poster about why you are so amazing? 	<p><u>Being thoughtful</u></p> <ul style="list-style-type: none"> Today think about how you could make someone else's day better.  <ul style="list-style-type: none"> Choose someone in our class, someone at home or someone else that you miss. Write the person's name on a piece of paper. Why do you like them? What makes them special? Write down some ideas. How can you make their day better? Maybe you could write them a note, do a video message or a phone call? If it is someone at home maybe you could help them or give them a cuddle or a big smile. 	<p><u>Feeling thankful</u></p> <ul style="list-style-type: none"> Even though things are tricky now we all have lots of things to be thankful for. Today talk to your grown up and think about all the lovely things you are thankful for. Can you create a poster with drawings and some writing? I am thankful for my family, a nice warm house to live in and lots of yummy food to eat.  	<p><u>What makes you happy?</u></p> <ul style="list-style-type: none"> Things are quite tricky at the moment aren't they? I know everyone is feeling a little bit sad that we can't do things that we would normally do. Today, why don't you think about what makes you happy?  <ul style="list-style-type: none"> Make a poster of all the things that make you smile. 	<p><u>Draw with Ed Vere</u></p>  <ul style="list-style-type: none"> Over the next few weeks we are going to be watching some videos called 'Draw with Ed Vere'. https://youtu.be/kjsVdAkkpw This week we are going to draw 'Mr Big'. Watch the link carefully, remember to pause the video lots so you can draw each part carefully.

--	--	--	--	--	--