

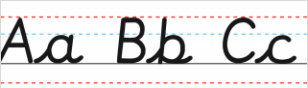








Year 1 Term 3 Week 1	Monday 11.01.21	Tuesday 12.01.21	Wednesday 13.01.21	Thursday 14.01.21	Friday 15.01.21
Phonics: www.phonicsplay.co.uk username: jan21 password: home Read every day either on your own or with someone else. Listen to stories read by others including audiobooks. Remember to access Oxford Owl online for more books.	<u>Pyramid spelling</u> Choose Phase 3 or Phase 4 words. Have a look at these Phase 4 tricky words. <ul style="list-style-type: none"> Can you read them? Can you practise writing each word like a pyramid below? Extension: Can you write these words in a sentence? <div style="text-align: center;"> s s o s o m s o m e </div> Phase 3 words: she was you they are Phase 4: some come said have like	<u>Dictated sentences</u> Ask your grown up to read these sentences out to you. They will read the sentence slowly and repeat it lots of times, like we do in school. Remember a capital letter, finger spaces and a full stop. Choose Phase 2, Phase 3 or Phase 4. Phase 2 captions: <ul style="list-style-type: none"> Tim is sad. The sun is hot. The man fell in the mud. Phase 3: <ul style="list-style-type: none"> The dog has a bad leg. She will go to the shop. The fox had cubs in a den. Phase 4: <ul style="list-style-type: none"> This frog is strong. His green skin has bumps. He likes to swim in his pond. 	<u>Rhyming words</u> <ul style="list-style-type: none"> Can you write 3 words that rhyme with each of these words? Make a list in your book. Remember your cursive handwriting and your 'whoosh'. <div style="text-align: center;"> hat man pin goat man  1. _____ 2. _____ 3. _____ </div>	<u>Pyramid spelling</u> Choose Phase 3 or Phase 4 words. Have a look at these Phase 4 tricky words. <ul style="list-style-type: none"> Can you read them? Can you practise writing each word like a pyramid below? Extension: Can you write these words in a sentence? <div style="text-align: center;"> s s o s o m s o m e </div> Phase 3 words her all he she my Phase 4: little were what when there	Choose Phase 3 or Phase 4 words. Ask an adult to read you these words. Sound them out carefully and then write them down. Can you add your sound buttons? Phase 3 words chop chin chop chug Phase 4: tree trail train trip trash Extension: Can you write a sentence with these words in?

<p>Writing: For this week our English is based on the book 'Lost and Found' by Oliver Jeffers.</p>  <ul style="list-style-type: none"> Remember to use finger spaces between your words. Try and remember a capital letter at the start of the sentence and a full stop at the end. Use the sound mats to help you sound out words. Try to join ideas with 'and'. Take care with your cursive handwriting – remember your 'whoosh'. 	<p>Finish reading the rest of the story if you haven't already or you can watch it here: <u>Lost and Found</u></p> <p>On page 16 in the story the "waves were as big as mountains".</p>  <ul style="list-style-type: none"> Can you think of other ways to describe the waves? E.g. The waves were as scary as a lion. What about in the good weather when the waves were calm? 	<p>Using adjectives</p> <p>When the boy reached the Pole again he searched and searched but the penguin was nowhere to be seen.</p>  <ul style="list-style-type: none"> Can you create a 'Missing' poster for the penguin? Draw a picture of what he looks like. Write a description of what he looks like. Remember to use some describing words (adjectives). 	<p>Writing a letter</p> <p>When the boy couldn't find the penguin again he felt very sad.</p> <ul style="list-style-type: none"> Pretend you are the boy in the story. Remember to say 'I' instead of the boy. Can you write a letter to the penguin? Tell him how sad you are feeling and why you would like to see him again. 	<p>Asking questions</p>  <p>There is a happy ending in the story and the boy and the penguin find each other.</p> <ul style="list-style-type: none"> If you ever met a penguin who could talk what questions would you ask them? Think about what you would like to find out about. Remember to finish your question with a question mark instead of a full stop. 	<p>From Mrs Kirkwood Literacy through Art:</p> <p>https://www.claudemonegallery.org/</p> <p>Looking at the above Monet paintings gallery, choose your favourite one and decide why:</p> <ul style="list-style-type: none"> "I like this painting because..."
--	--	--	--	--	---

Maths

Some of the Maths will be from White Rose Maths Hub <https://whiterosemaths.com/homelearning/> They have daily lessons that include a 5 minute video and accompanying questions. We have purchased a school subscription for you all to continue accessing the resources which we are downloading and posting on our website. You could print the questions out or just answer them verbally/ use your exercise books or scrap paper for any jottings/working out. If you have the technology to access this website please do.

If you would like to look at some maths songs, please go to:

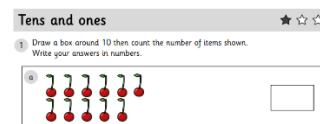
<https://www.bbc.co.uk/teach/super-movers/ks1-maths-collection/z6v4scw>

Times tables tests on Monday, Tuesday and Thursday please.

Times tables test first and send me a message with your score please.

Tens and ones:

Remind yourselves of the videos you watched last week. Today we are going to practise splitting numbers into 10s and 1s.



There are 3 sets of worksheets.

1 star is the easiest

2 star is a little trickier

3 star is the trickiest

Pick whichever you think you can do.

PLEASE DO NOT FEEL YOU HAVE TO PRINT THE SHEETS. Use them as a guide or copy some bits out, with some help.

Times tables test first and send me a message with your score please.

Count one more and one less:

<https://whiterosemaths.com/homelearning/year-1/week-11-number-place-value-within-20/>

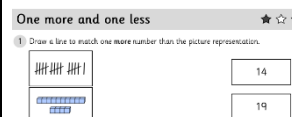


Watch the video and try answering the questions on the worksheet.

PLEASE DO NOT FEEL YOU HAVE TO PRINT THE SHEETS. Use them as a guide or copy some bits out, with some help.

Count one more and one less

Remind yourselves of the White Rose video from yesterday.



There are 3 sets of worksheets.

1 star is the easiest

2 star is a little trickier

3 star is the trickiest


Pick whichever you think you can do.

PLEASE DO NOT FEEL YOU HAVE TO PRINT THE SHEETS. Use them as a guide or copy some bits out, with some help.

Times tables test first and send me a message with your score please.

Compare groups of objects:

<https://whiterosemaths.com/homelearning/year-1/week-12-number-place-value-within-20/>



Watch the video and try answering the questions on the worksheet.

PLEASE DO NOT FEEL YOU HAVE TO PRINT THE SHEETS. Use them as a guide or copy some bits out, with some help.




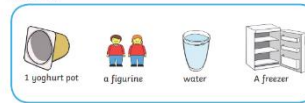


Revise: Flat shapes names.

<https://www.youtube.com/watch?v=mitk0Puvj2U>

Activity: 2D shape dinosaur sheet or Pizza sheet in the pack.



Wider Curriculum: Below we have attached some wider curriculum challenges and like with all of these home learning tasks, we do not expect you to complete them all but they are here as a guide for you to use as you wish. You may complete these tasks as they are or use some of these tasks and explore your own interests/ use them in your own way too and that is absolutely fine.

Music	Topic	PSHE	PE	Science	Art/DT
<p>This term we are recommending the use of a programme on BBC iplayer Cbeebies called Yolanda's Band Jam found here:</p> <p>Yolanda's Band Jam</p>  <p>You may choose to watch them in order or just pick one each week to look at.</p> <p>You could think about how the music makes you feel, you could create posters about instruments/concepts and if you are inspired to create your own music or song we would love to hear all about it!</p>	<p><u>Weather</u></p> <p>In the story 'Lost and Found', they floated through good weather and bad weather.</p> <ul style="list-style-type: none"> Make a list and draw pictures of good weather and bad weather. Keep a weather diary. What is the weather like every day this week?  <p>Or</p> <ul style="list-style-type: none"> With some help from a grown up... Create your own world map poster and identify whereabouts the UK, North Pole and South Pole are? 	<p><u>People who help us</u></p> <p>In the story Lost and Found the little boy wanted to help the penguin.</p>  <ul style="list-style-type: none"> Can you make a list or draw pictures (or both!) of people who may help us? Think about who might help you if you were poorly, who might help you if you were lost etc. Can you fill in the blanks on the worksheet? 	<p>There are lots of ways you can do some PE at home.</p> <ul style="list-style-type: none"> Why not join in with a Joe Wicks PE session or do another Cosmic Kids yoga session. <p>https://www.youtube.com/user/CosmicKidsYoga</p> <p>https://www.bbc.co.uk/programmes/b006mvsc</p>	<p><u>Investigations</u></p> <p>Awe and Wonder investigation. See attached sheet.</p> <p>Awe and Wonder Ice Escape</p> <p>You will need:</p>  <ul style="list-style-type: none"> Can you put a little figure inside a pot and turn it into ice? How will you get it out? How could you melt the ice? <p>Or</p> <p>Melt the ice investigation See attached sheet.</p> <p>Melt the Ice! Your task is to work out the quickest way to melt an ice cube.</p>  <ul style="list-style-type: none"> What happens when you add salt to ice? <p>Or</p>	<p><u>Boats</u></p> <p>I would like you to think about the boat that the boy and the penguin travel in.</p> <ul style="list-style-type: none"> Can you make a boat out of Lego? Can you make a boat for one of your cuddly toys to go in? Make sure it is big enough for them to fit. You could use a box and decorate it. What would you use for the oars? 

				<ul style="list-style-type: none">• Carry out your own ice experiment at home – place three ice cubes (or more) in different places around your home (in beakers!)• Predict which ice cube will melt the fastest, then record your investigation – take photos if you can!	
--	--	--	--	---	--