




Year 1 Term 4 Week 1	Monday 22.02.21	Tuesday 23.02.21	Wednesday 24.02.21	Thursday 25.02.21	Friday 26.02.21																		
<p>Phonics:</p> <p>www.phonicsplay.co.uk</p> <p>username: jan21</p> <p>password: home</p> <p>Read every day either on your own or with someone else.</p> <p>Listen to stories read by others including audiobooks.</p> <p>Remember to access Oxford Owl online for more books.</p>	<p>Real or alien?</p> <ul style="list-style-type: none">Look at these words. They contain the digraphs we looked at last term.Read them to a grown up. Make a list of them in your books and sort them into real or alien. <table><tr><td><u>Real</u></td><td><u>Alien</u></td></tr></table> <table><tr><td>tockney</td><td>skirt</td></tr><tr><td>raub</td><td>arfue</td></tr><tr><td>koe</td><td>count</td></tr><tr><td>gawn</td><td>jaul</td></tr><tr><td>descroy</td><td>chead</td></tr><tr><td>automatic</td><td>woe</td></tr><tr><td>glue</td><td>toy</td></tr><tr><td>sir</td><td>sound</td></tr></table> <p>Extension: Play some games on https://www.phonicsplay.co.uk/resources</p> <p>Click on Phase 5.</p> <p>The log in details are to the left.</p>	<u>Real</u>	<u>Alien</u>	tockney	skirt	raub	arfue	koe	count	gawn	jaul	descroy	chead	automatic	woe	glue	toy	sir	sound	<p>Dictated sentences</p> <ul style="list-style-type: none">Ask your grown up to read these captions or sentences out to you.They will read the sentence slowly and repeat it lots of times, like we do in school.Remember a capital letter, finger spaces and a full stop. Choose Phase 2, Phase 3 or Phase 5. <p>Phase 2:</p> <ul style="list-style-type: none">A cat in a cot.A can in a cot.A cop and a cat. <p>Phase 3:</p> <ul style="list-style-type: none">I can sing a song.I can be a king.The man had a big ring. <p>Phase 5:</p> <ul style="list-style-type: none">Some people play loud sounds on horns.I found a crayon.Mrs Smith looked sad this morning.	<p>Reading words</p> <ul style="list-style-type: none">Read the ‘a-e’ words on the flashcards. You will find them in the resources for this week. <div></div> <div></div> <p>Extension: Can you write a sentence with some of these words in?</p>	<p>Pyramid spelling</p> <ul style="list-style-type: none">Look at the Year 1 common exception word mat.Can you read them?Choose 5 words.Can you practise writing each word like a pyramid below? <div><p>s so som some</p></div> <p>Extension: Can you write these words in a sentence?</p>	<p>Sound buttons</p> <ul style="list-style-type: none">Choose Phase 3 or Phase 5 words.Can you read them first?Now can you write them? Sound them out carefully. Can you add your sound buttons? <p>Phase 3 words</p> <p>wait tail pain rain paint</p> <p>Phase 5:</p> <p>came maze escape amaze invade</p> <p>Extension: Can you write a sentence with these words in?</p>
<u>Real</u>	<u>Alien</u>																						
tockney	skirt																						
raub	arfue																						
koe	count																						
gawn	jaul																						
descroy	chead																						
automatic	woe																						
glue	toy																						
sir	sound																						

Writing:

For the next couple of weeks our English is based on the book **'Man on the Moon'** by Simon Bartram.



- Remember to use finger spaces between your words.
- Try and remember a capital letter at the start of the sentence and a full stop at the end.
- Use the sound mats to help you sound out words.
- Try to join ideas with 'and' or 'but' or 'because'.
- Take care with your cursive handwriting – remember your 'whoosh'.



Wizard Writing

- Find the pieces in your work packs (**Week 1**) with the pictures below, depending on your group.



- Remember when we do WW at school we have a go on our own.
- It is really important you do this on your own too.** Your grown-ups shouldn't help you with spellings.
- Try and think of your own words and sentences and sound them out on your own.
- Can you join your sentences with 'and' or 'but'?
- After you have written it, talk through what you have written with a grown up.

Send me a copy when you are done, I would love to read it!

Discuss the text



- First of all, read the book **'Man on the Moon.'** I have allocated you all the book on Active Learn. It should show up when you log in.
- If you would prefer you can listen to the story here: <https://www.youtube.com/watch?v=Rt5zQ1UO6rE>
- Think about Bob's job. Does he have a normal job? Talk about your answer with a grown-up.
- Would you like Bob's job?
- Write some sentences to explain why you would or wouldn't want Bob's job. Use the word **'because'** in your sentences.

Character description



- What do we know about Bob?
- Today we are going to write a description of Bob. Think about the questions below to help you.
- What does he look like?
- What does he like to do?
- What do he like to eat?
- Where does he live?



- Draw a picture of Bob and write some sentences to describe him.
- Can you use any joining words?

Sequence events

Time	afternoon	night
Picture		
What Bob does	Bob has breakfast	Bob flies home
	Bob flies to the Moon	Bob goes to bed
	evening	morning

- What is a timetable? Can you remember the different things Bob does each day?
- Reread Man on the Moon and look out for information about Bob's activities through the day.
- Today you are going to record the things Bob does each day.
- Think about the events you could add and talk about suitable times he does things.
- You can choose to record the events by drawing pictures or writing captions/sentences. Don't forget to include the times.

Sequence events

- Think about Bob's day from yesterday.
- Today you are going to think about the events in **your day** and make a timetable to show them.
- You can choose to do a week day or a day at the weekend.

Time	Wake up!	What you will do (breakfast, school, work, get dressed)
08:00-08:30	Outdoor Time	Have your breakfast, get dressed, go to school/work
08:30-09:00	Academic Time	Do your school/working homework, study, practice, prepare
09:00-09:30	Creative Time	Creative play, drawing, singing, crafts, music, cooking, baking
09:30-10:00	LUNCH	
10:00-10:30	Home Chores	Clean rooms, get ready for school/work, take out garbage, etc.
10:30-11:00	Quiet Time	Reading, nap, practice, sleep
11:00-11:30	Academic Time	Homework/OT/Extracurricular games, online activities, virtual museum tours
11:30-12:00	Outdoor Time	Handicrafts, work on outdoor play
12:00-12:30	Dinner Time	Family dinner, help with cleaning and dishes
12:30-13:00	Free Time	Relaxing before bedtime
13:00-13:30	Bedtime	Get in bed, read books, listen to bedtime story

- What time do you wake up? Or have your lunch? Include all of these things in your drawings or sentences.



Maths

Some of the Maths will be from White Rose Maths Hub <https://whiterosemaths.com/homelearning/> They have daily lessons that include a 5 minute video and accompanying questions. We have purchased a school subscription for you all to continue accessing the resources which we are downloading and posting on our website. You could print the questions out or just answer them verbally/ use your exercise books or scrap paper for any jottings/working out. If you have the technology to access this website please do.

If you would like to look at some maths songs, please go to:

<https://www.bbc.co.uk/teach/super-movers/ks1-maths-collection/z6v4scw>

Times tables tests on Monday, Tuesday and Thursday please.

Times tables test first and send me a message with your score please.

Compare lengths and heights

- Watch the video and try answering the questions on the worksheet.



<https://whiterosemaths.com/homelearning/year-1/spring-week-8-measurement-length-and-height/>

Compare lengths and heights

- 1 a) Which is the taller flower?



- b) Which is the shorter tree?



Times tables test first and send me a message with your score please.

Measuring lengths

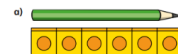
- Watch the video and try answering the questions on the worksheet.



<https://whiterosemaths.com/homelearning/year-1/spring-week-8-measurement-length-and-height/>

Measure length (1)

- 1 How many cubes long is each object?



Measuring lengths



- Watch the video and try answering the questions on the worksheet.



<https://whiterosemaths.com/homelearning/year-1/spring-week-8-measurement-length-and-height/>

Measure length (2)

- 1 How long is each object?



Times tables test first and send me a message with your score please.

Adding lengths

- Watch the video and try answering the questions on the worksheet.

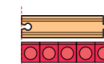


<https://vimeo.com/511039862>

(Sorry - you may have to copy and paste this link rather than clicking on it.)

Adding lengths

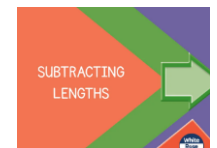
- 1 A short piece of train track is 5 cubes long.



A long piece of train track is 9 cubes long.

Subtracting lengths

- Watch the video and try answering the questions on the worksheet.

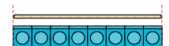


- <https://vimeo.com/511040266>

(Sorry - you may have to copy and paste this link rather than clicking on it.)


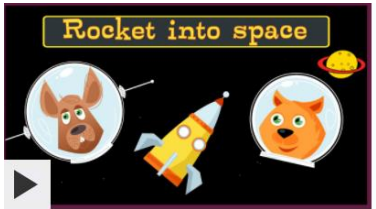



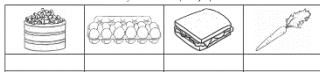
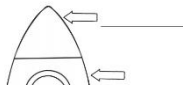




Subtracting lengths

- 1 A piece of string is 8 cubes long.



The string is cut into two pieces.
The short piece is 3 cubes long.

Wider Curriculum: Below we have attached some wider curriculum challenges and like with all of these home learning tasks, we do not expect you to complete them all but they are here as a guide for you to use as you wish. You may complete these tasks as they are or use some of these tasks and explore your own interests/ use them in your own way too and that is absolutely fine.

Music	Topic	Science	Topic	Art/DT	Art/DT
<p><u>Space songs</u></p> <p>https://www.bbc.co.uk/teach/school-radio/songs-space-the-planets-and-apollo-11/z4mfpg8</p> <ul style="list-style-type: none"> There are 2 spaces songs on the website above. You probably know the first one already. Can you learn all the words so you can perform the songs to someone at home?  	<p><u>Astronauts</u></p> <ul style="list-style-type: none"> What is an astronaut? Do you know the names of any famous astronauts? An astronaut is someone who is trained to travel in a spacecraft, live in space and carry out scientific experiments.  <ul style="list-style-type: none"> What questions would you ask an astronaut? Would you want to know where they sleep or what they eat? Write a list of questions. Remember a question mark. Afterwards, read the PowerPoint. It might answer some of your questions! 	<p><u>Plants</u></p> <ul style="list-style-type: none"> Our new science topic this term is Plants. Have a look at the link below. There are two short videos to watch. Afterwards you could have a go at the quiz. <p>https://www.bbc.co.uk/bitesize/articles/zbmmdp3</p> <ul style="list-style-type: none"> Then take a look at your pack. You have two sheets in there that you can work on this week. <p>Plant or not? Sort the pictures under the headings 'Plant', 'Not plant' and 'Not sure'.</p>  <p>Plants We Eat</p> <p>Lots of the food that we eat comes from plants, like fruit, vegetables and grains. Tick the foods that are a part of a plant.</p> 	<p><u>Parts of a rocket</u></p> <ul style="list-style-type: none"> Inside your pack you should find the sheet below. <p>Label the Rocket Parts Cut out the words and stick them in the right places. Colour in the rocket once finished.</p>  <ul style="list-style-type: none"> Cut out the parts of the rocket and stick them in the correct place. Be very careful with your cutting and don't chop any bits off! Watch this short video to see a rocket launching into space. <p>https://www.youtube.com/watch?v=UG3w3boGiS8</p>	<p><u>Make a rocket</u></p> <ul style="list-style-type: none"> Can you make or draw/paint a rocket? Here are some ideas but you may have some of your own. Also, take a look on pinterest – there's lots on there and always a place I look for ideas.   	<p><u>Draw with Rob</u></p> <ul style="list-style-type: none"> This term we are going to look at some videos called 'Draw with Rob'. Video link: https://youtu.be/vm6iyqw_v2Q  <ul style="list-style-type: none"> This week we are going to draw 'Alien' Watch the link carefully, remember to pause the video lots so you can draw each part carefully. Remember to share your pictures on the Google Classroom stream, we would love to see them.

