



Year 1 Term 3 Week 3	Monday 18.01.21	Tuesday 19.01.21	Wednesday 20.01.21	Thursday 21.01.21	Friday 22.01.21
<b>Phonics:</b>  <a href="http://www.phonicsplay.co.uk">www.phonicsplay.co.uk</a>  <b>username: jan21</b> <b>password: home</b>  Read every day either on your own or with someone else.  Listen to stories read by others including audiobooks.  Remember to access Oxford Owl online for more books.	<b><u>Pyramid spelling</u></b> Choose <b>Phase 3</b> or <b>Phase 4</b> words. Have a look at these Phase 4 tricky words. <ul style="list-style-type: none"> <li>Can you read them?</li> <li>Can you practise writing each word like a pyramid below?</li> </ul> <b>Extension:</b> Can you write these words in a sentence?  <div style="text-align: center;"> s  s o  s o m  s o m e </div> <b>Phase 3 words:</b> we he be me my  <b>Phase 4:</b> do one out like were	<b><u>Dictated sentences</u></b> Ask your grown up to read these sentences out to you. They will read the sentence slowly and repeat it lots of times, like we do in school. Remember a capital letter, finger spaces and a full stop. Choose Phase 2, Phase 3 or Phase 4. <b>Phase 2 captions:</b> <ul style="list-style-type: none"> <li>A cat in a hat.</li> <li>A rat on the mat.</li> <li>A fat man.</li> </ul> <b>Phase 3:</b> <ul style="list-style-type: none"> <li>Fish and chips on a dish.</li> <li>The ships are in the port.</li> <li>Mark and Carl got wet in the rain.</li> </ul> <b>Phase 4:</b> <ul style="list-style-type: none"> <li>The frog jumps in the pond and swims off.</li> <li>A crab crept into a crack in the rock.</li> <li>I must not tramp on the flowers.</li> </ul>	<b><u>Rhyming words</u></b> <ul style="list-style-type: none"> <li>Can you write 3 words that rhyme with each of these words?</li> <li>Make a list in your book.</li> <li>Remember your cursive handwriting and your 'whoosh'.</li> </ul> <div style="text-align: center;"> hug  hot  rob  lad </div> <div style="text-align: center;">  </div> <b>Extension:</b> Can you write a sentence with these words in?	<b><u>Pyramid spelling</u></b> Choose <b>Phase 3</b> or <b>Phase 4</b> words. Have a look at these Phase 4 tricky words. <ul style="list-style-type: none"> <li>Can you read them?</li> <li>Can you practise writing each word like a pyramid below?</li> </ul> <b>Extension:</b> Can you write these words in a sentence?  <div style="text-align: center;"> s  s o  s o m  s o m e </div> <b>Phase 3 words</b> her all he she my  <b>Phase 4:</b> so when what some come	Choose <b>Phase 3</b> or <b>Phase 4</b> words.  Ask an adult to read you these words. Sound them out carefully and then write them down. Can you add your sound buttons?  <b>Phase 3 words</b> ship shop shell fish bash  <b>Phase 4:</b> lunchbox windmill handstand helpdesk starlight  <b>Extension:</b> Can you write a sentence with these words in?

## Writing:

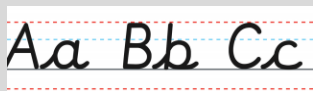
For this week our English is based on the book

### 'Poles Apart'

by Jeanne Willis.




- Remember to use finger spaces between your words.
- Try and remember a capital letter at the start of the sentence and a full stop at the end.
- Use the sound mats to help you sound out words.
- Try to join ideas with 'and'.
- Take care with your cursive handwriting – remember your 'whoosh'.



## Alphabet and initial sounds

We are going to look at the story 'Poles Apart' this week.



- Before you listen to the story, talk to a grown up about what you think the story is going to be about.

Read and share the story Poles apart.

Click here: [Poles apart](#)

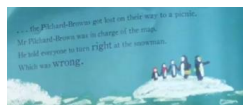
Aa Bb Cc

Today I would like you to think about the letters of the alphabet.

- How many letters are there?
- Can you sing the alphabet song?
- Can you write the

## Writing instructions

At the start of the story, Mr Pilchard-Brown was in charge of the map. But he took a wrong turn and they ended up in the wrong place.



- Can you draw a map to help someone get somewhere?
- It could be from your house to school. Or from your house to the shop or a park.
- Can you also write some simple instructions to help? Using words like **right, left, straight on, past** etc.
- Think about what landmarks you might go past along the way.



## Labels and noun phrases



- Watch this short video to remind you about using adjectives in noun phrases.  
<https://www.bbc.co.uk/bitesize/topics/zw8mn/articles/z3nfw6f>
- Can you draw a polar bear and label his body?
- Remember to use adjectives to describe him  
E.g. **sharp claws**.  
There is a polar bear labelling sheet in your pack you can also do.

## Conjunctions: Using 'and' and 'but' to join sentences

- Watch the first short video:

<https://www.bbc.co.uk/bitesize/articles/zmqtrnd>

- Think about the book that are we reading. Read it or listen to it again if you need to.
- I would like you to write some sentences about what happens using conjunctions. You may need your grown up to help you.
- **E.g. The penguins live at the South Pole and not at the North Pole.**
- **They got lost and took a wrong turn.**
- **Extension:** Try the other activities on the Bitesize page above, thinking about conjunctions.



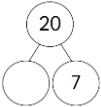


## Wizard Writing

Today we are going to try a piece of **Wizard Writing**.

- Find the piece in your work pack with the picture below.








- Remember when we do Wizard Writing at school we have a go on our own.
- Try and think of your own words and sentences and sound them out on your own.
- After you have written it, talk through what you have written with a grown up.
- Send me a copy when you are done, I would love to read it!

	<p>alphabet out in order? Both Capital and lowercase letters. Remember your 'whoosh' on the lower case letters.</p> <ul style="list-style-type: none"> <li>Can you think of a word that starts with every letter?</li> </ul>				
<p><b>Maths</b></p> <p>Some of the Maths will be from White Rose Maths Hub <a href="https://whiterosemaths.com/homelearning/">https://whiterosemaths.com/homelearning/</a> They have daily lessons that include a 5 minute video and accompanying questions. We have purchased a school subscription for you all to continue accessing the resources which we are downloading and posting on our website. You could print the questions out or just answer them verbally/ use your exercise books or scrap paper for any jottings/working out. If you have the technology to access this website please do.</p>					
<p>If you would like to look at some maths songs, please go to:</p> <p><a href="https://www.bbc.co.uk/teach/supermovers/ks1-maths-collection/z6v4scw">https://www.bbc.co.uk/teach/supermovers/ks1-maths-collection/z6v4scw</a></p> <p><b>Times tables tests on Monday, Tuesday and Thursday please.</b></p>	<p><b><u>Adding by counting on</u></b></p> <p>Times tables test first and send me a message with your score please.</p> <ul style="list-style-type: none"> <li>Watch video 1 (Adding by counting on): <a href="#">White Rose Video</a></li> <li>Try and answer the questions on the sheet in your pack.</li> </ul> <div> <p>Add by counting on</p> <p>1 There are 9 children on the bus. 5 more children get on the bus.</p>  <p>How many children are on the bus now?</p> </div>	<p><b><u>Add ones using number bonds</u></b></p> <p>Times tables test first and send me a message with your score please.</p> <ul style="list-style-type: none"> <li>Watch video 3 (Add ones using number bonds): <a href="#">White Rose Video</a></li> <li>Try and answer the questions on the sheet in your pack.</li> </ul> <div> <p>Add ones using number bonds</p> <p>1 Complete the additions.</p> <p>a)</p>  <p><math>3 + 5 = \square</math></p> </div>	<p><b><u>Number bonds to 20</u></b></p>  <ul style="list-style-type: none"> <li>Think about your number bonds to 20.</li> <li>Can you draw part part whole models to show all the different ways you can make 20? Think carefully about the order you do it.</li> <li>Extension: Can you write some</li> </ul>	<p>Times tables test first and send me a message with your score please.</p> <ul style="list-style-type: none"> <li>Watch video 5 (Find and make number bonds): <a href="#">White Rose Video</a></li> <li>Try and answer the questions on the sheet in your pack.</li> </ul> <div> <p>Find and make number bonds</p> <p>1 Write additions to match the ten frames.</p> <p>a)</p>  <p>b)</p>  </div>	<p>From Mrs Kirkwood: <b><u>Comparing lengths and heights</u></b></p> <ul style="list-style-type: none"> <li>Find 10 objects from your house that are all different lengths.</li> <li>Put them in order starting with the smallest to the largest.</li> <li>Choose an object to measure them with. This could be lego pieces, pasta shells etc.</li> <li>Record in your book how long they are.</li> <li>E.g. Slipper = 10 lego pieces.</li> </ul>

			number sentences to match the part whole? <ul style="list-style-type: none"> <li>E.g.             <math>8 + 12 = 20</math> <math>20 - 8 = 12</math> <math>12 + 8 = 20</math> <math>20 - 12 = 9</math> </li> </ul>		
--	--	--	---	--	--

**Wider Curriculum:** Below we have attached some wider curriculum challenges and like with all of these home learning tasks, we do not expect you to complete them all but they are here as a guide for you to use as you wish. You may complete these tasks as they are or use some of these tasks and explore your own interests/ use them in your own way too and that is absolutely fine.

Music	Topic	Computing	PE	Science	Art/DT
<p>This term we are recommending the use of a programme on BBC iplayer Cbeebies called Yolanda's Band Jam found here:</p> <p><a href="#">Yolanda's Band Jam</a></p>  <p>You may choose to watch them in order or just pick one each week to look at.</p> <p>You could think about how the music makes you feel, you</p>	<p><b>Animal Sorting</b></p>  <ul style="list-style-type: none"> <li>In our story, we have been reading about how Polar Bears and Penguins don't normally see each other. Why is this?</li> <li>Use your research about Arctic and Antarctic animals to sort the animals on the sheet in your pack.</li> <li>Use careful cutting skills to cut out the animals.</li> </ul>	<p><b>Finding information</b></p>  <ul style="list-style-type: none"> <li>When we want to learn new things what do we do?</li> <li>How would you find out information about a topic?</li> <li>Have a think about what is the internet and what do we use it for?</li> <li>Use the internet to find out which animals live in the Arctic (North Pole) and which live in the Antarctic (South Pole)</li> </ul>	<ul style="list-style-type: none"> <li>Cosmic Kids Yoga</li> <li>PE with Joe Wicks (Mondays, Wednesdays, Fridays)</li> <li>Go Noodle</li> </ul>	<p><b>Picking up an ice cube</b></p>  <ul style="list-style-type: none"> <li>Ice cubes are a great thing to add to your drink on a sunny day. Using only a length of thread, can you pick up the ice cube?</li> <li>See the attached sheet about how to do this experiment.</li> <li>Make sure you send me some pictures.</li> </ul>	<p><b>Polar Bear Craft</b></p>  <p>10 POLAR BEAR CRAFTS Featured on iheartcraftythings.com</p> <ul style="list-style-type: none"> <li>Create your own Polar Bear.</li> </ul> <p><b>Or</b></p> <p><b>Fingerprint penguins</b></p> <ul style="list-style-type: none"> <li>Use your finger or a cotton bud to create a lovely fingerprint</li> </ul>

could create posters about instruments/concepts and if you are inspired to create your own music or song we would love to hear all about it!

