



Year 1 Term 3 Week 3	Monday 25.01.21	Tuesday 26.01.21	Wednesday 27.01.21	Thursday 28.01.21	Friday 29.01.21
Phonics: www.phonicsplay.co.uk username: jan21 password: home Read every day either on your own or with someone else. Listen to stories read by others including audiobooks. Remember to access Oxford Owl online for more books.	<p style="text-align: center;">INSET DAY (No home learning set)</p>	<p><u>Dictated sentences</u> Ask your grown up to read these captions or sentences out to you.</p> <ul style="list-style-type: none"> • They will read the sentence slowly and repeat it lots of times, like we do in school. • Remember a capital letter, finger spaces and a full stop. Choose Phase 2, Phase 3 or Phase 5. <p>Phase 2:</p> <ul style="list-style-type: none"> • Sit on a mat. • Pat a dog. • A pin on a map. <p>Phase 3:</p> <ul style="list-style-type: none"> • I can run to my mum. • I can fix the box. • The rich man had a big chin. <p>Phase 5:</p> <ul style="list-style-type: none"> • At least we can have meat as a good treat for tea. • I had a dream about lots of cream. • There was a loud sound in the mountain. 	<p><u>Rhyming words</u></p> <ul style="list-style-type: none"> • Can you write 3 words that rhyme with each of these words? • Make a list in your book. • Remember your cursive handwriting and your 'whoosh'. <p style="text-align: center;">bank camp cash bee</p> <div style="text-align: center;">  </div> <p>Extension: Can you write a sentence with these words in?</p>	<p><u>Pyramid spelling</u> Choose Phase 3 or Phase 5 words. Have a look at these Phase 4 tricky words.</p> <ul style="list-style-type: none"> • Can you read them? • Can you practise writing each word like a pyramid below? <p>Extension: Can you write these words in a sentence?</p> <p style="text-align: center;">s so som some</p> <p>Phase 3 words</p> <p style="text-align: center;">are be you was they</p> <p>Phase 5:</p> <p style="text-align: center;">Oh Mrs Mr people could</p>	<p>Choose Phase 3 or Phase 5 words. Ask an adult to read you these words. Sound them out carefully and then write them down. Can you add your sound buttons?</p> <p style="text-align: center;">Phase 3 words</p> <p style="text-align: center;">quiz quick quack buzz queen</p> <p style="text-align: center;">Phase 5:</p> <p style="text-align: center;">cloud sound ground sprout about</p> <p>Extension: Can you write a sentence with these words in?</p>

Writing:

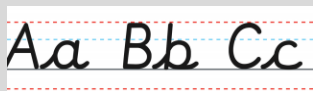
For this week our English is based on the book

'Poles Apart'

by Jeanne Willis.



- Remember to use finger spaces between your words.
- Try and remember a capital letter at the start of the sentence and a full stop at the end.
- Use the sound mats to help you sound out words.
- Try to join ideas with 'and'.
- Take care with your cursive handwriting – remember your 'whoosh'.




INSET DAY
(No home learning set)

Wizard Writing Pirate Instructions

Today we are going to try a piece of **Wizard Writing**.

- Find the piece in your work pack with the picture below.



- Remember when we do Wizard Writing at school we have a go on our own.
- Try and think of your own words and sentences and sound them out on your own.
- After you have written it, talk through what you have written with a grown up.
- Send me a copy when you are done, I would love to read it!

Capital letters

- In our story 'Poles Apart', the penguins visit different countries on their way back home.
- They visit America, England, Italy, India and Australia before arriving back at the South Pole.
- What do you notice about the names of the countries? They all begin with a capital letter.
- Can you make a list of other countries the penguins could have visited? Remember the capital letters.
- Watch the video on the website below.
<https://www.bbc.co.uk/bitesize/articles/zi7dcmn>
- There are extra activities on there for you to try.

Capital letters

Part of Learning at Home

+ Add to My Bitesize

Noun phrases

- What do you notice so far about polar regions? What objects, animals, features can you spot?
- Look at some of the images on Google Classroom or maybe use google to search for some of your own pictures.



- You might want to recap by watching the video again.
<https://www.bbc.co.uk/bitesize/topics/zwwp8mn/articles/z3nfw6f>
- Can you use noun phrases to write descriptive labels for each one? E.g. freezing, cold water.

Description

- Today, we are going to write a description of one polar image- you can use one provided or find/make up one of your own.
- We are going to write in sentences using joining words like 'and', 'but' or 'because'.
- If you are feeling brave you might want to think about different ways to start your sentences, e.g.
In the distance...
I can see...
Did you know...
Up high...
- Can you write 5 sentences?



Maths

Some of the Maths will be from White Rose Maths Hub <https://whiterosemaths.com/homelearning/> They have daily lessons that include a 5 minute video and accompanying questions. We have purchased a school subscription for you all to continue accessing the resources which we are downloading and posting on our website. You could print the questions out or just answer them verbally/ use your exercise books or scrap paper for any jottings/working out. If you have the technology to access this website please do.

If you would like to look at some maths songs, please go to:

<https://www.bbc.co.uk/teach/super-movers/ks1-maths-collection/z6v4scw>

Times tables tests on Monday, Tuesday and Thursday please.

**INSET DAY
(No home learning set)**

Times tables test first and send me a message with your score please.

Add by making 10

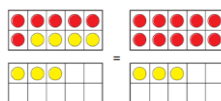


- Watch the video and try answering the questions on the worksheet.

<https://whiterosemaths.com/homelearning/year-1/spring-week-3/>

- We looked at this together last week so you should remember how to do it.
- Remember to use objects to help you.

1 The ten frames show that $6 + 7$ is the same as $10 + 3$



Subtraction not crossing 10

10



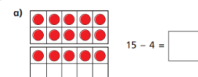
- Watch the video and try answering the questions on the worksheet.

<https://whiterosemaths.com/homelearning/year-1/spring-week-3/>

- Remember to use objects to help you.

Subtraction – not crossing 10

1 Cross out counters to work out the subtractions.



Times tables test first and send me a message with your score please.

Subtraction counting back



- Watch the video and try answering the questions on the worksheet.

<https://whiterosemaths.com/homelearning/year-1/spring-week-3/>

Subtraction – crossing 10 (1)

1 Rosie has 15 cakes.



Measurements






- Find 10 **different** objects from your house that are all different lengths.
- Put them in order starting with the smallest to the largest.





- This week I would like you to use a ruler to measure the items.
- Remember to make sure you line up the 0 at the start of the object.
- You may like to watch the videos here and complete the extension activities.

<https://www.bbc.co.uk/bitesize/articles/zcbwr2p>

Wider Curriculum: Below we have attached some wider curriculum challenges and like with all of these home learning tasks, we do not expect you to complete them all but they are here as a guide for you to use as you wish. You may complete these tasks as they are or use some of these tasks and explore your own interests/ use them in your own way too and that is absolutely fine.

Music	Topic	Bird watch	PE	Science	Art/DT
<p>Some new music ideas from Mrs Clarke.</p> <ul style="list-style-type: none"> If we were in school, we would now be looking at a song called 'When the cold wind blows.'  <ul style="list-style-type: none"> You can listen to this song and read the words here: https://www.bbc.co.uk/teach/bring-the-noise/when-the-cold-wind-blows-song/zkw3f4j Talk about the song with a grown up. What instruments can you hear? Can you listen out for short sounds and long sounds? High notes and low notes etc. Can you tap out the rhythm? Can you learn to sing this song? 	<p><u>Polar Bears and Penguins</u></p> <ul style="list-style-type: none"> We are continuing to think about Polar Bears and penguins this week. Can you create a fact sheet about Polar Bears? You will need a grown up to help you learn from Polar Bear facts. You may like to use this website. https://www.natgeokids.com/uk/discover/animals/general-animals/polar-bear-facts/ <p>Or</p> <ul style="list-style-type: none"> Can you find out some information about where penguins live? They don't all live in Antarctica. You may want to watch Penguins: Meet the family on IPlayer. 	<p>Big Garden Birdwatch</p> <p>This week we thought it might be fun to think about the Big Garden Birdwatch.</p>  <ul style="list-style-type: none"> If you would like to take part officially you can find more information on the website below. https://www.rspb.org.uk/get-involved/activities/bird-watch/ Have a look at the PowerPoint about British  <ul style="list-style-type: none"> There is a word search you can try. You can search for the words on the screen. Then spend some time over the week trying to 	<ul style="list-style-type: none"> Cosmic Kids Yoga PE with Joe Wicks (Mondays, Wednesdays, Fridays) Go Noodle 	<p><u>Classifying animals</u></p> <ul style="list-style-type: none"> Back at school we had started to look at the different ways we can group animals. Can you remember all the groups? Mammals, Birds, Reptiles, Fish and Amphibians. Watch the PowerPoint to remind yourself.  <p>Observing Animals</p> <p><small>To identify and name more common animals. Draw a picture or write the name of each animal you see and where you see it (in the sky, in a tree). Use the Animal Groups Key to help you to identify which group it is from.</small></p> <ul style="list-style-type: none"> You do not have to print it, you can see it as a guide and write and draw in your book. Choose 6 animals. Think where you might see them and which 	<p><u>Draw with Ed Vere</u></p>  <ul style="list-style-type: none"> Over the next few weeks we are going to be watching some videos called 'Draw with Ed Vere'. We looked at these with the children in school during the last lockdown and they loved them! Today you are going to think about the book 'Bedtime for monsters'. Watch the link carefully, remember to pause the video

<ul style="list-style-type: none"> • Can you make up any actions to accompany it? • We would love it if you could record yourself performing it. 	 <p>https://www.bbc.co.uk/iplayer/episode/m000qqsj/penguins-meet-the-family</p> <ul style="list-style-type: none"> • It is a long programme so you may want to watch it in sections. When I watched it I counted 18 different types of penguins! 	<p>see which birds you can spot in your garden or when you are out on a walk. Keep a record in your book. I wonder if you will spot any penguins?!</p>		<p>group they would belong to.</p>	<p>lots so you can draw each part carefully.</p> <p>https://youtu.be/zUVNM9Si-7Y</p> <ul style="list-style-type: none"> • Make sure you show me your finished monsters! 
--	--	--	--	------------------------------------	---