


Year 1 Term 3 Week 3	Monday 08.02.21	Tuesday 09.02.21	Wednesday 10.02.21	Thursday 11.02.21	Friday 12.02.21																																																
<p>Phonics:</p> <p>www.phonicsplay.co.uk</p> <p>username: jan21</p> <p>password: home</p> <p>Read every day either on your own or with someone else.</p> <p>Listen to stories read by others including audiobooks.</p> <p>Remember to access Oxford Owl online for more books.</p>	<p>Real or alien?</p> <ul style="list-style-type: none">Look at these words. They contain the digraphs we looked at last week.Read them to a grown up. Make a list of them in your books and sort them into real or alien. <div><div><u>Real</u></div><div><u>Alien</u></div></div> <div><div>screw grew phlew drew launch nephew stew</div><div>graphics wheem which alphabet phen whump splew</div></div>	<p>Dictated sentences</p> <ul style="list-style-type: none">Ask your grown up to read these captions or sentences out to you.They will read the sentence slowly and repeat it lots of times, like we do in school.Remember a capital letter, finger spaces and a full stop. Choose Phase 2, Phase 3 or Phase 5. <p>Phase 2:</p> <ul style="list-style-type: none">A pig in a pot.A pig at a gig.Pat the dog. <p>Phase 3:</p> <ul style="list-style-type: none">We can be rich.He had a big shockThe chicken had a chill. <p>Phase 5:</p> <ul style="list-style-type: none">I needed a screw to fix the wheel.We do sounds when we do phonics.You might need to whisper.	<p>Reading words</p> <ul style="list-style-type: none">Read the ‘ea’ words on the flashcards. You will find them in the resources for this week. <div><div>repeat</div><div>dea</div></div> <p>Extension: Can you write a sentence with some of these words in?</p>	<p>Pyramid spelling</p> <ul style="list-style-type: none">Look at the Year 1 common exception word mat.Can you read them?Choose 5 words.Can you practise writing each word like a pyramid below? <div><div>s so som some</div><div><div>Year 1 Common Exception Words</div><table><tr><td>the</td><td>is</td><td>no</td><td>one</td></tr><tr><td>a</td><td>his</td><td>go</td><td>once</td></tr><tr><td>do</td><td>has</td><td>so</td><td>ask</td></tr><tr><td>to</td><td>I</td><td>by</td><td>friend</td></tr><tr><td>today</td><td>you</td><td>my</td><td>school</td></tr><tr><td>of</td><td>your</td><td>here</td><td>put</td></tr><tr><td>said</td><td>they</td><td>there</td><td>push</td></tr><tr><td>says</td><td>be</td><td>where</td><td>pull</td></tr><tr><td>are</td><td>he</td><td>love</td><td>full</td></tr><tr><td>were</td><td>me</td><td>come</td><td>house</td></tr><tr><td>was</td><td>she</td><td>some</td><td>our</td></tr><tr><td></td><td>we</td><td></td><td></td></tr></table></div></div> <p>Extension: Can you write these words in a sentence?</p>	the	is	no	one	a	his	go	once	do	has	so	ask	to	I	by	friend	today	you	my	school	of	your	here	put	said	they	there	push	says	be	where	pull	are	he	love	full	were	me	come	house	was	she	some	our		we			<p>Sound buttons</p> <ul style="list-style-type: none">Choose Phase 3 or Phase 5 words.Ask an adult to read you these words. Sound them out carefully and then write them down. Can you add your sound buttons? <p>Phase 3 words</p> <p>chin chill thick them think</p> <p>Phase 5:</p> <p>launch August turkey donkey jockey</p> <p>Extension: Can you write a sentence with these words in?</p>
the	is	no	one																																																		
a	his	go	once																																																		
do	has	so	ask																																																		
to	I	by	friend																																																		
today	you	my	school																																																		
of	your	here	put																																																		
said	they	there	push																																																		
says	be	where	pull																																																		
are	he	love	full																																																		
were	me	come	house																																																		
was	she	some	our																																																		
	we																																																				

Writing:

For this week our English is based on the book **'The Great Explorer'** by Chris Judge.



- Remember to use finger spaces between your words.
- Try and remember a capital letter at the start of the sentence and a full stop at the end.
- Use the sound mats to help you sound out words.
- Try to join ideas with 'and' or 'but' or 'because'.
- Take care with your cursive handwriting – remember your 'whoosh'.



Wizard Writing

Today we are going to try a piece of **Wizard Writing**.

- Find the piece in your work pack with the picture below.



- Remember when we do Wizard Writing at school we have a go on our own.
- Try and think of your own words and sentences and sound them out on your own.
- Can you join your sentences with 'and' or 'but'?
- After you have written it, talk through what you have written with a grown up.

Send me a copy when you are done, I would love to read it!

Diary writing



Listen to the story here:
<https://www.youtube.com/watch?v=qdvgr9HPqRk>

- This time we are thinking about writing a diary. A diary is a type of recount.
- Imagine you are the little boy from 'The Great Explorer' story and those things happened to you!
- Start with 'Dear Diary, '
- Remember to write I instead of the boy as you are pretending to be him.
- There is lots to write about so we can carry on tomorrow.



Diary writing



Listen to the story here if you didn't yesterday:
<https://www.youtube.com/watch?v=qdvgr9HPqRk>

- Today we are going to carry on with our diaries from yesterday.
- Look at what you wrote yesterday.
- Check you have all your capital letters and full stops in the right places.
- Can you add a little bit more to your diary today?
- Remember to write I instead of the boy as you are pretending to be him.



Noun phrases

- If you were going on an adventure, what would be important to pack into your Explorer bag?
- We thought about the things we might want to take to the North Pole a couple of weeks ago.
- Think of those items again but this time I would like you to use an adjective to describe each item
e.g. a warm tent



- Would you take the same items as the boy in the story?

Extension: Can you write some sentences to explain why you need the item?

Instruction writing

- Today we are going to think about writing instructions.
- Watch this bitesize video to remind you how to write instructions.
<https://www.bbc.co.uk/bitesize/topics/zgqxwnb/articles/zfrcmfr>
- Using the objects you chose yesterday write some instructions for what your explorer will need to pack his bag.
- Remember, start with bossy verbs and use those joining words to add more detail.
- There is an example in the resources that you might want to look at.



Maths

Some of the Maths will be from White Rose Maths Hub <https://whiterosemaths.com/homelearning/> They have daily lessons that include a 5 minute video and accompanying questions. We have purchased a school subscription for you all to continue accessing the resources which we are downloading and posting on our website. You could print the questions out or just answer them verbally/ use your exercise books or scrap paper for any jottings/working out. If you have the technology to access this website please do.

If you would like to look at some maths songs, please go to:

<https://www.bbc.co.uk/teach/super-movers/ks1-maths-collection/z6v4scw>

Times tables tests on Monday, Tuesday and Thursday please.

Times tables test first and send me a message with your score please.

Numbers to 50



<https://whiterosemaths.com/homelearning/year-1/spring-week-5-number-place-value-within-50/>

- Watch the video and try answering the questions on the worksheet.

Numbers to 50

1 a) How many sweets are there?



Times tables test first and send me a message with your score please.

Count forwards and backwards within 50




<https://whiterosemaths.com/homelearning/year-1/spring-week-5-number-place-value-within-50/>

- Watch the video and try answering the questions on the worksheet.

Count forwards and backwards within 50

1 Complete the number tracks.



Tens and ones

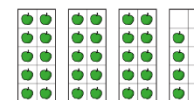


<https://whiterosemaths.com/homelearning/year-1/spring-week-5-number-place-value-within-50/>

- Watch the video and try answering the questions on the worksheet.

Tens and ones

1 How many apples are there?

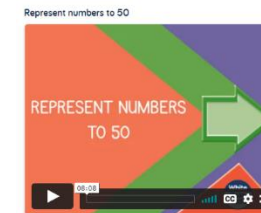


There are tens and ones.

There are apples.

Times tables test first and send me a message with your score please.

Represent numbers to 50

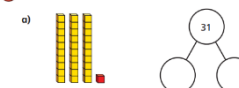


<https://whiterosemaths.com/homelearning/year-1/spring-week-5-number-place-value-within-50/>

- Watch the video and try answering the questions on the worksheet.

Represent numbers to 50

1 Complete the part-whole model for each picture.

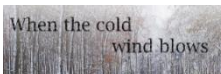








Measurements



- First of all, I would like you to have a go at this measuring game. <https://www.topmarks.co.uk/maths-games/measuring-in-cm>
- Look back at the objects you measured last week or measure some new ones.
- Thinking of the symbols we looked at yesterday ($<$ $>$ $=$), can you write some sentences comparing your objects.
E.g. the spoon $>$ the pen.

Wider Curriculum: Below we have attached some wider curriculum challenges and like with all of these home learning tasks, we do not expect you to complete them all but they are here as a guide for you to use as you wish. You may complete these tasks as they are or use some of these tasks and explore your own interests/ use them in your own way too and that is absolutely fine.

Music	Topic	Science	Science	Art/DT	Art/DT
<p>Some new music ideas from Mrs Clarke.</p> <ul style="list-style-type: none"> If we were in school, we would now be looking at a song called 'When the cold wind blows.'  <ul style="list-style-type: none"> You can listen to this song and read the words here: https://www.bbc.co.uk/teach/bring-the-noise/when-the-cold-wind-blows-song/zkw3f4j Talk about the song with a grown up. What instruments can you hear? Can you listen out for short sounds and long sounds? High notes and low notes etc. Can you tap out the rhythm? Can you learn to sing this song? Can you make up any actions to accompany it? We would love it if you could record yourself performing it. 	<p><u>Scott of the Antarctic</u></p>  <ul style="list-style-type: none"> This week we are learning about a race and a polar adventure all in one! Captain Scott wanted to be the first person to reach the South Pole, he raced against Roald Amundsen nearly 100 years ago. They both wanted to be the first person to make it there! Watch this video clip: https://www.bbc.co.uk/teach/class-clips-video/ks2-robert-falcon-scott/zdhgdwx Can you find out anything else about Captain Scott's adventure? You can draw a picture and write some sentences with the interesting facts you find. 	<p><u>Habitats</u></p> <p>What is a polar habitat?</p>  <ul style="list-style-type: none"> Think about the word habitat. What does it mean? A habitat is the place where something lives. Watch these bitesize clips about different habitats: https://www.bbc.co.uk/bitesize/topics/zx882hv You will notice the polar habitat that we have been learning about but lots of other habitats too. Look at all the different habitats. Can you draw and label a picture of an animal that would live in each of the different habitats? 	<p><u>Habitats</u></p> <ul style="list-style-type: none"> Think about the habitats that you learnt about. Why don't all animals live in every type of habitat? Watch the video below. Think about how animals adapt to suit their habitat. https://www.bbc.co.uk/bitesize/clips/zrgygk7 What did you learn from the video? There is also a PowerPoint to help you. Can you draw a polar bear and label features for how it is suited to the cold? <p>Extension: Have a go at choosing your own animals from different habitats and say how they are suited to their habitat.</p> 	<p><u>Make an Igloo</u></p> <ul style="list-style-type: none"> Can you make or draw/paint an igloo? Take a look on pinterest – there's lots of ideas on there and always a place I look for ideas.  	<p><u>Draw with Ed Vere</u></p> <ul style="list-style-type: none"> Over the next few weeks we are going to be watching some videos called 'Draw with Ed Vere'. https://youtu.be/n6R9gWhn8Wc This week we are going to draw 'Grumpy Frog' Watch the link carefully, remember to pause the video lots so you can draw each part carefully. 