

Suggested activities for Year 2 Home Learning Week 2: 30.3.20

| Phonics/Spelling | Literacy | Maths | Topic/Science/Craft (Choose your favourites over the week) |
|---|--|--|--|
| Monday Use Spelling Shed to help you practice your weekly spellings each day! https://play.edshed.com/ Try playing some games on Phonics Play using the information below: https://www.phonicsplay.co.uk username: march20 password: home | Write a character description about one of your teddies or toys. What do they look like? What do they like to do? What are they like? See how many different describing words you can use. | Practise your times tables (2, 5, 10, 3 and beyond!) in any fun way you can. Here are some games you may wish to try: https://www.topmarks.co.uk/maths-games/hit-the-button https://www.topmarks.co.uk/times-tables/coconut-multiples | Which materials are waterproof and which aren't? There are many types of materials, but only some are waterproof. Watch Dr Brain and his team of scientists as they test four everyday materials, looking at their properties to see if they are suitable to stop the leaking pipe. https://www.youtube.com/watch?v=4nd42ISTOJI Here's a fun waterproof experiment you may wish to try at home: https://www.youtube.com/watch?v=kauDngXyh3Y |
| Tuesday | Write a poem that has | Roll two dice to make a 2 digit | Draw a picture of a knight and label his |

Use Spelling Shed to help you practice your weekly spellings each day!

You may also wish to try the spelling pyramid method to practice your weekly spellings and your Year 2 common exception words.

Please find the resource to support this spelling method on the Dart Class page.



rhyming words in about your favourite things.

Take a look at these resources which will support you to write your poem.

<https://www.bbc.co.uk/bitesize/topics/zjhhvcw/articles/zg6dng8>

<https://www.bbc.co.uk/bitesize/topics/zjhhvcw/articles/zqjgrdm>

number and identify the tens and one by drawing them.

e.g.





You may also wish to complete **p22 (Place Value) in your Year 2 Maths Workbook.**


armour.

Which materials would it be made out of?

You may wish to refer to the powerpoint resource below which you will find on Dart Class page to support your labels.



| | | | |
|---|--|---|---|
| <p>Wednesday</p> <p>Use Spelling Shed to help you practice your weekly spellings each day!</p> <p>You may wish to try: http://www.ictgames.com/littleBirdSpelling/ to practice spelling your common exception words.</p> | <p>Do some cooking or play a game and write some instructions for it.</p> <p>Don't forget to use lots of bossy verbs e.g. Put, add, pour, mix, cut, roll, play, move etc.</p> <p>Try to add some time connectives too e.g. First, next, then etc.</p> <p>You will find this powerpoint resource on Dart Class page to support you with writing instructions</p>  | <p>Go on a shape hunt around your house and find as many 2D and 3D shapes as you can.</p> <p>Count how many edges, vertices and faces they may have.</p> <p>You may wish to record what you find using the shape Hunt worksheet which you will find on the Class page or have a go at p82 in your Year 2 Maths Workbook.</p> <p>You will also find this 2D and 3D shape powerpoint resource on Dart Class page to support you with properties of shape.</p>  | <p>Which precious materials can you find out about?</p> <p>What would they be used for? What else can you find out about them?</p> <p>You may find this website useful: http://www.sciencekids.co.nz/metals.html</p> |
| <p>Thursday</p> <p>Use Spelling Shed to help you practice your weekly spellings each day!</p> | <p>Research your favourite animal of your choice and write a fact file about it.</p> <p>You may wish to use books</p> | <p>Play a number bond game with someone to practise all number bonds up to and within 20.</p> <p>Here are some games you may</p> | <p>Make a junk model of a castle.</p> <p>Use your recycling to build your model.</p> <p>How many different shapes can you use to</p> |

| | | | |
|---|--|---|--|
| <p>You may also wish to practice spelling words using un and dis prefixes using one of these games: https://www.spellzone.com/word_lists/games-6721.htm</p> | <p>you have at home or the internet to research. http://www.sciencekids.co.nz/sciencefacts/animals.html</p> <p>Here is a nice warm up activity and fact file template he you may wish to use: https://learnenglishkids.britishcouncil.org/sites/kids/files/attachment/writing-practice-animal-fact-file-worksheet.pdf</p> | <p>wish to try: https://www.topmarks.co.uk/maths-games/hit-the-button</p> <p>Or you may wish to challenge yourself with the number bonds to 20 word search which you will find on the Dart Class page.</p> | <p>create your model?</p>  |
| <p>Friday</p> <p>Use Spelling Shed to help you practice your weekly spellings each day!</p> <p>More practice for spellings using un and dis prefixes: https://www.phonicsplay.co.uk/member-only/magicalMatching.html</p> <p>You may wish to have another go at using the spelling pyramid method with your new weekly spellings.</p> | <p>Find an interesting picture from https://www.literacyshed.com/the-images-shed.html</p> <p>Write you own story about it.</p> <p>You will find a story mapping worksheet and a story checklist on the class page that you may wish to use to support you with this.</p> | <p>Practise playing shops and using money to find totals and change.</p> <p>You may find this resource useful for finding change https://www.bbc.co.uk/bitesize/clips/zqbcd2p</p> <p>You may wish to use the Giving change worksheets which you will find on the class page or you may wish to complete p76 in your Year 2 Maths Workbook.</p> | <p>With Easter round the corner you may wish to try one of these fun Easter craft activities:</p> <p>https://www.activityvillage.co.uk/easter-bonnet-crafts</p> <p>https://www.activityvillage.co.uk/easter-bunny-crafts</p> <p>https://www.activityvillage.co.uk/easter-egg-crafts</p> |

