



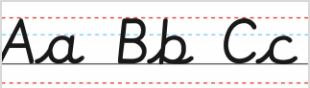
















Year 1 Term 3 Week 1	Monday	Tuesday	Wednesday 06.01.21	Thursday 07.01.21	Friday 08.01.21
Phonics: www.phonicsplay.co.uk username: jan21 password: home	INSET DAY	HOME DAY	Please have a look at the Phonics Play website and choose some games to play. The majority of children should be working on Phase 4. It would be good to keep recapping Phase 3 too. 	Ask an adult to read you these words. Sound them out carefully and then write them down. Can you add your sound buttons? <div> spot spit splat Spain spend </div>	Phoneme Spotter Story. 
Read every day either on your own or with someone else. Listen to stories read by others including audiobooks. Remember to access Oxford Owl online for more books.			Some children will need to look at Phase 2 instead.	Ext: Can you write a sentence with these words in? What do you need to remember for Spain?	Read the postcard together with a grown up. <ul style="list-style-type: none"> Can you make a list of all the 'sp' words you can find? How many are there altogether?
Writing: For this week and next our English is based on the book 'Lost and Found' by Oliver Jeffers.  <ul style="list-style-type: none"> Remember to use finger spaces between your words. Try and remember a capital letter at the start of the sentence and a full stop at the end. Use the sound mats to help you sound out words. Try to join ideas with 'and'. 			Start to read Lost and Found with a grown up. Read (or listen to) the story until you get to the line: <i>"That night the boy couldn't sleep for disappointment. He wanted to help the penguin, but he didn't know how."</i> You can listen to a version of the story by clicking here: Lost and Found (up to 1:33 today) <ul style="list-style-type: none"> Can you draw the penguin from the story? Can you label his body? Can you write a description of what he looks like? 	<ul style="list-style-type: none"> How do we think the penguin got here? Can we make up a story to explain how he ended up at the boy's door. You can use prompts like "How do we get to the shop? Do we walk or take a bus? There's a lot of water between where the boy is and where the penguin is from .. how do we move on water?" Or you can play a "Maybe" tag game. a. MAYBE he was kidnapped by a whale! b. MAYBE – your child's	 Read (or listen to) the story until you get to the line: <i>"They packed everything they would need."</i> Pause. They packed everything they would need.... <ul style="list-style-type: none"> What would you pack in the bag to go to the South Pole? Write a list and draw

<ul style="list-style-type: none"> Take care with your cursive handwriting – remember your ‘whoosh’. 			<ul style="list-style-type: none"> How is he feeling? 	idea c. MAYBE he chased a fish all the way here! d. MAYBE – your child’s idea (and so on)	pictures of the things that they might need. 
--	--	--	--	---	---

Maths Some of the Maths will be from White Rose Maths Hub https://whiterosemaths.com/homelearning/ They have daily lessons that include a 5 minute video and accompanying questions. We have purchased a school subscription for you all to continue accessing the resources which we are downloading and posting on our website. You could print the questions out or just answer them verbally/ use your exercise books or scrap paper for any jottings/working out. If you have the technology to access this website please do.					
If you would like to look at some maths songs, please go to: https://www.bbc.co.uk/teach/supermovers/ks1-maths-collection/z6v4scw Times tables tests on Monday, Tuesday and Thursday please.			Complete a times tables sheet. Ask a grown up to time you for 10 mins. No cheating! Mark them together and let me know your score. White Rose: Tens and ones https://vimeo.com/480324356 Activity: Tens and ones worksheet is on the website and sent on the VLE. Complete 1 st page. <div data-bbox="1153 1002 1368 1286"> <p>1 a) How many apples are there?</p>  <p>There is <input type="text"/> ten and <input type="text"/> ones.</p> <p>There are <input type="text"/> apples.</p> <p>b) How many bees are there?</p>  <p>There is <input type="text"/> ten and <input type="text"/> ones.</p> <p>There are <input type="text"/> bees.</p> </div>	White Rose: Tens and ones https://vimeo.com/480325207 Activity: Tens and ones worksheet is on the website and sent on the VLE. Complete 2 nd page. <div data-bbox="1552 898 1843 1169"> <p>2 Use counters to show 1 ten and 3 ones.</p> <p>1 ten and 3 ones is equal to <input type="text"/></p> <p>3 Match the number sentences to the pictures.</p> <p>1 ten and 7 ones </p> <p>1 ten and 1 one </p> </div> <p>Use lego pieces, pasta shells. Anything to help you.</p>	From Mrs Kirkwood Revise: Flat shapes names. https://www.youtube.com/watch?v=PqDxLCXRPyw Activity: Creating an alien using 2D cut out shapes. How many of each shape used? <div data-bbox="1921 1038 2184 1265">  rectangle  triangle  square </div>

Wider Curriculum: Below we have attached some wider curriculum challenges and like with all of these home learning tasks, we do not expect you to complete them all but they are here as a guide for you to use as you wish. You may complete these tasks as they are or use some of these tasks and explore your own interests/ use them in your own way too and that is absolutely fine.

Music	Topic	Art	Art	Science	PE									
<p>This term we are recommending the use of a programme on BBC iplayer Cbeebies called Yolanda’s Band Jam found here:</p> <p>https://www.bbc.co.uk/iplayer/episodes/p06vc6tb/yolanda-s-band-jam</p> 	<p>Continents</p> <p>We have been learning about the 7 continents of the world.</p> <ul style="list-style-type: none">• Can you remember the names of the all?• Can you write them down?• Where do we live?• I live in• is in <p>If you have forgotten you may like to watch this song. Some people say Australia, some people say Oceania.</p> <p>Click: Continents song</p> 	<p>Can you make or draw your own penguin?</p> <p>There is an idea below using a toilet roll tube but you could use your own idea.</p> <p>Make a Penguin</p> <p>You will need: a cardboard tube coloured paper googly eyes scissors glue</p> 	<p>From Mrs Kirkwood</p> <p>Literacy through Art:</p> <p>https://www.ducksters.com/biography/artists/claude_monet.php</p> <ul style="list-style-type: none">• Use the above link to research and complete the “Monet” Artist Week 1 sheet. <p>Or:</p> <ul style="list-style-type: none">• Research facts and complete the Monet (Week 1) Artist fact sheet.	<p>Float or sink?</p>  <p>Float or Sink</p> <table><thead><tr><th>Objects</th><th>Float</th><th>Sink</th></tr></thead><tbody><tr><td>coin</td><td></td><td></td></tr><tr><td>pencil</td><td></td><td></td></tr></tbody></table> <ul style="list-style-type: none">• Gather some objects from around your house.• You will need to fill your sink or a bowl with water.• Look at each item. Will it float in the water or will it sink?• Guess first before you try. <p>The objects on the sheet is just an idea. You can use any objects.</p>	Objects	Float	Sink	coin			pencil			 <p>Try moving like a penguin and talking about how your body is different to the penguin’s body.</p> <ul style="list-style-type: none">• Can you jump like the penguin?• Waddle like the penguin?• Slide like the penguin? <p>Or</p> <p>Why not try some Cosmic Kids Yoga?</p> <p>Click: Cosmic Kids</p> 
Objects	Float	Sink												
coin														
pencil														

