


















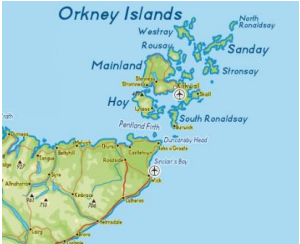


Year 2 Term 6 Week 5	Monday 29.6.20	Tuesday 30.6.20	Wednesday 01.07.20	Thursday 02.07.20	Friday 03.07.20
<b>Reading:</b> Read every day either on your own or with someone else.  Listen to stories read by others including audiobooks.  Remember children have access to Oxford Owl online for more books.	<b>Y2 Reading:</b> Read/ Listen to <b>'What the ladybird heard at the seaside'</b> available here: <a href="https://www.youtube.com/watch?v=PvguZ1YvKLw">https://www.youtube.com/watch?v=PvguZ1YvKLw</a> 	<b>Y2 Reading:</b> <b>'Ling the Ladybird'</b> - Reading Comprehension Task Read the text & answer the questions. 	<b>Y2 Reading:</b> Think about the story, what was your favourite part and why? What characters were there? What did you enjoy or not enjoy? 	<b>Y2 Reading:</b> <b>'Beautiful butterflies'</b> - Reading Comprehension Task Read the text & answer the questions. 	<b>Y2 Reading:</b> Complete the <b>Under the sea</b> word search. Can you write any sentences about words you find? 
<b>Writing:</b> For this week our English is based on the book <b>'What the ladybird heard at the Seaside'</b> by Julia Donaldson and Lydia Monks. <ul style="list-style-type: none"> <li>Remember to use capital letters, finger spaces and full stops.</li> <li>Try to join ideas with <b>'and', 'but', 'so', 'when', 'if', 'that', 'because'</b>.</li> <li>Remember to use different openers &amp; starters.</li> <li>Try to use different sentence types.</li> <li>Take care with spelling &amp; cursive handwriting.</li> </ul>	Please refer to your home packs for your next wizard writing task.   <p>The Captain of the ship always tells their crew what jobs to do.</p> <ul style="list-style-type: none"> <li>List some jobs the Captain needs to tell his crew to do on board the ship.</li> <li>E.g. Pull up the sails, wash the deck etc.</li> </ul> Remember to start with your bossy verbs.	In the story, Lanky Len and Hefty Hugh tried to steal something that didn't belong to them. Can you make a wanted poster for them, detailing their attempted crimes? Remember to describe each of the characters well so that they can be found.  	If the ladybird had asked you for help in the story, how would you have tried to stop the robbers from stealing the mermaid's hair? Can you make your own plan?  	The mermaid was very thankful to the ladybird for stopping the robbers from taking her hair. Can you write a letter from the mermaid to the ladybird, thanking him for his help? Remember how to set out a letter and how to start and end it correctly.  	At the end of the story, the robbers realised that their plan hadn't worked. Where do you think they went next? Do you think they ever tried to steal again?  
<b>Maths</b> We are still using the White Rose Maths Hub <a href="https://whiterosemaths.com/homelearning/">https://whiterosemaths.com/homelearning/</a> a daily lessons that include a 5 minute video and accompanying questions. We have purchased a school subscription for you all to continue accessing the resources which we are downloading and posting on our website. You could print the questions out or just answer them verbally/ using your exercise books scrap paper for any jottings/working out. If you have the technology to access this website please do.					

<p>If you would like to look at some maths songs, please go to:</p> <p><a href="https://www.bbc.co.uk/teach/supermovers/ks1-maths-collection/z6v4scw">https://www.bbc.co.uk/teach/supermovers/ks1-maths-collection/z6v4scw</a></p> <p>Don't forget Maths Shed and Hit the button to practise your number facts!</p> <p><a href="https://www.topmarks.co.uk/maths-games/hit-the-button">https://www.topmarks.co.uk/maths-games/hit-the-button</a></p>	<p><b>Monday 29.6.20</b></p> <p><b>Lesson 1 – Measure mass in grams</b></p>  <p><a href="https://resources.whiterosemaths.com/wp-content/uploads/2020/06/Lesson-1-Measure-mass-in-grams.pdf">https://resources.whiterosemaths.com/wp-content/uploads/2020/06/Lesson-1-Measure-mass-in-grams.pdf</a></p>	<p><b>Tuesday 30.6.20</b></p> <p><b>Lesson 2 – Measure mass in kilograms</b></p>  <p><a href="https://resources.whiterosemaths.com/wp-content/uploads/2020/06/Lesson-2-Measure-mass-in-kilograms.pdf">https://resources.whiterosemaths.com/wp-content/uploads/2020/06/Lesson-2-Measure-mass-in-kilograms.pdf</a></p>	<p><b>Wednesday 01.07.20</b></p> <p><b>Lesson 3 – Compare volume</b></p>  <p><a href="https://resources.whiterosemaths.com/wp-content/uploads/2020/06/Lesson-3-Compare-volume.pdf">https://resources.whiterosemaths.com/wp-content/uploads/2020/06/Lesson-3-Compare-volume.pdf</a></p>	<p><b>Thursday 02.07.20</b></p> <p><b>Lesson 4 – Millilitres</b></p>  <p><a href="https://resources.whiterosemaths.com/wp-content/uploads/2020/06/Lesson-4-Millilitres.pdf">https://resources.whiterosemaths.com/wp-content/uploads/2020/06/Lesson-4-Millilitres.pdf</a></p>	<p><b>Friday 03.07.20</b></p> <p><b>Lesson 5 – Maths Challenge</b></p>  <p><b>Coming soon!</b></p>
<p><b>Wider Curriculum:</b> Below we have attached some wider curriculum challenges and like with all of these home learning tasks, we do not expect you to complete them all but they are here as a guide for you to use as you wish. Some are from the paper packs and there are some extra ideas too. You may complete these tasks as they are or use some of these tasks and explore your own interests/ use them in your own way too and that is absolutely fine.</p>					
<p><b>Music</b></p> <p>Continue to access a weekly episode of your choice of Yolandas Band Jam.</p> <p>Yolandas Band Jam found here:</p> <p><a href="https://www.bbc.co.uk/iplayer/episodes/p06vc6tb/yolandas-band-jam">https://www.bbc.co.uk/iplayer/episodes/p06vc6tb/yolandas-band-jam</a></p> 	<p><b>Geography</b></p> <p><b>Islands everywhere!</b></p> <p><a href="https://www.bbc.co.uk/bitesize/clips/zxfr87h">https://www.bbc.co.uk/bitesize/clips/zxfr87h</a></p> <ul style="list-style-type: none"> <li>Can you locate the Orkney Islands on a map?</li> <li>Why are there not many trees there?</li> <li>Why is a lighthouse useful?</li> <li>How does the post get delivered?</li> <li>What jobs are there?</li> <li>How is Orkney similar and different to where you live?</li> </ul> <p><a href="https://www.bbc.co.uk/bitesize/clips/ztv4wmn">https://www.bbc.co.uk/bitesize/clips/ztv4wmn</a></p>	<p><b>Art</b></p> <p><b>At the beach</b></p> <p><b>Activity 1:</b> Can you create your own beach scene using natural materials?</p>  <p><b>Activity 2:</b> Can you design your own lighthouse?</p> 	<p><b>Science</b></p> <p><b>Floating and sinking experiments</b></p> <ul style="list-style-type: none"> <li>Collect 10 objects. Predict which will sink and which will float. How can you make a floating object sink?</li> <li>Make a boat from tin foil. How many pennies does it hold before it sinks?</li> </ul> <p><a href="https://www.youtube.com/watch?v=nwblraFDijU">https://www.youtube.com/watch?v=nwblraFDijU</a></p>	<p><b>Computing</b></p> <p><b>Coding</b></p> <p>Watch the video here and explore the idea of 'coding'.</p> <p><a href="https://www.bbc.co.uk/bitesize/topics/z3tbwmn/articles/zykx6sg">https://www.bbc.co.uk/bitesize/topics/z3tbwmn/articles/zykx6sg</a></p> <p>All around us, lots of things work because they have been coded. Can you think of anything around you that uses coding? Play the game on the page and see if any of the objects you thought of</p>	<p><b>Transition</b></p> <p><b>Transition:</b> I am aware that children may be getting anxious about transition to Year 3. On our website, there is an ebook called 'The Cautious Caterpillar' which will help the children recognise worries about changes.</p>  <p>Fill in the booklet about your likes and dislikes.</p>

Remember to think about how the music makes you feel, create posters about different instruments/ concepts and if you are inspired to create your own music or song we would love to hear all about it!



were correct.

